

SPECIFICATIONS

Loudspeaker Type:	Low frequency bass horn system
Operating Range:	45 Hz to 500 kHz 55 Hz to 450 kHz (± 4 dB)
Max Input Ratings:	1200W continuous, 3000W program 89 volts RMS, 155 volts momentary peak
Recommended Power Amplifier:	2500W to 3600W @ 4 ohms
Sensitivity (1W/1m):	108 dB SPL (50 Hz - 315 Hz 1/3 octave bands)
Maximum Output:	139 dB SPL / 146 dB SPL (peak)
Nominal Impedance:	4 ohms
Minimum Impedance:	3.9 ohms @ 175 Hz
Nominal -6dB Beamwidth:	90° H x 60° V @ 315 Hz
Axial Q / DI:	9.1 / 9.6, 315 Hz
Recommended Signal Processing:	150 Hz to 300 Hz electronic crossover 40 Hz high pass filter
Drivers:	6 x 12" Ferrofluid-cooled
Driver Protection:	None
Input Connection:	16-2 SJOW (12 ft / 4m)
Controls:	None
Enclosure:	Hand-laminated fiberglass, light gray gelcoat
Mounting/Rigging Provisions:	(4) 1/2-13 threaded mounting points (10) 7/16" holes on horn flange
Grille:	3-layer Weather-Stop™ grille, black finish
Required Accessories:	Digital Signal Processor
Supplied Accessories:	None
Optional Accessories:	None
Dimensions—	
Height:	49 inches (1245 mm)
Width:	37 inches (940 mm)
Depth:	43.5 inches (1105 mm)
Weight:	204 lbs (92.6 kg)
Shipping Weight:	266 lbs (120.7 kg)

NOTES:

- Sensitivity: Free field pink noise measurement at 40 ft (12.2 m) at 33% power; extrapolated to 1 meter and an input of 2 volt RMS.
- Watts: All wattage figures are calculated using the rated nominal impedance.



APPLICATIONS

- Stadiums
- Athletic fields
- Arenas
- Music pavilions
- Large public gatherings

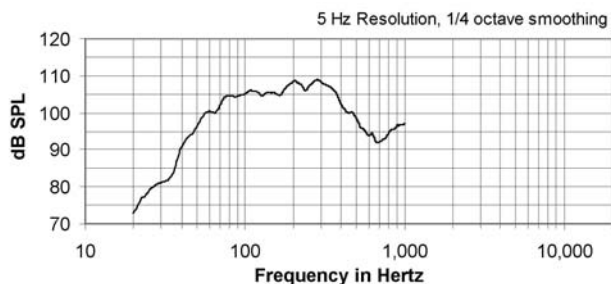
FEATURES

- All-weather, fiberglass enclosure
- Horn loaded
- High efficiency, high output
- Six high powered 12" drivers
- Excellent transient response
- Predictable LF pattern control
- Five-year product warranty / Fifteen-year enclosure warranty

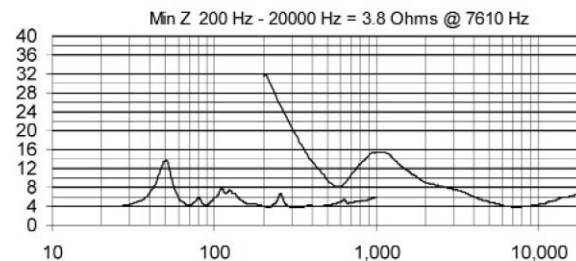
DESCRIPTION

The R6-BASSHORN is a high output, high power low frequency system designed for long throw applications in larger arenas, stadiums, and other large scale facilities requiring high output levels with superb clarity. The R6-BASSHORN will array with effectively increased pattern control and, through mutual coupling, with higher efficiency at lower frequencies. The R6-BASSHORN has six, high sensitivity 12-inch drivers with powerful, heavy-duty motor structures mounted in a one-piece fiberglass, 42 Hz flare rate horn that is surrounded by a rigid fiberglass weatherproof cap. The R6-BASSHORN is designed as an optimum low frequency complement to horn loaded full-range systems (such as the R2) in terms of its output level, pattern control, frequency range and physical dimensions. Proper implementation with a full-range system requires an electronic crossover and alignment signal delay along with appropriate equalization.

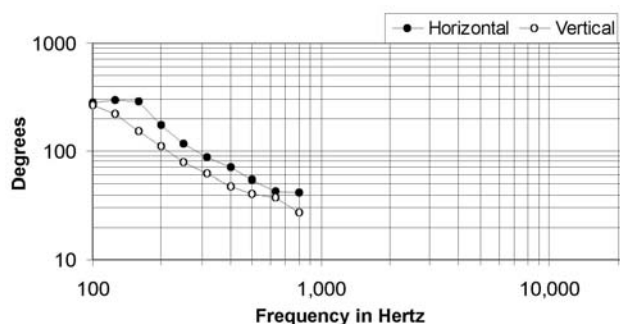
FREQUENCY RESPONSE



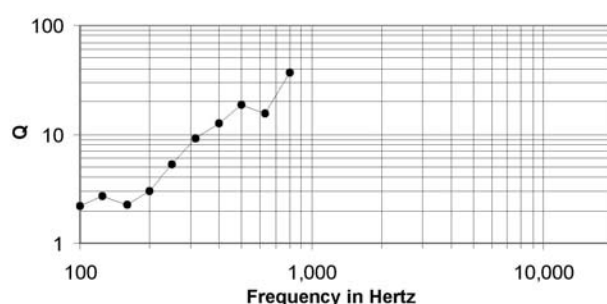
IMPEDANCE



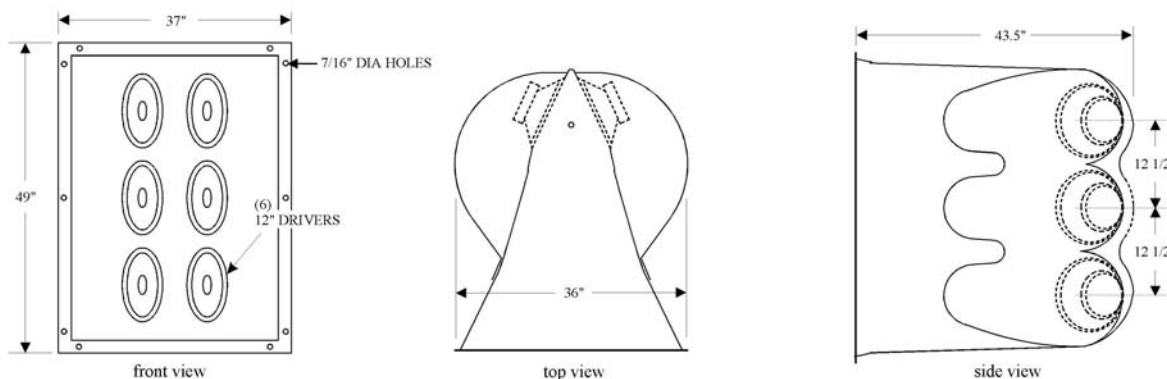
BEAMWIDTH



AXIAL Q



DIMENSIONS



ARCHITECTURAL SPECIFICATIONS

The low frequency system shall be a weather-resistant horn loaded design with six 12", Ferrofluid-cooled LF drivers. There shall be a 2 conductor, 12 foot SJOW cable input connection. The loudspeaker enclosure and horn flare shall be all-fiberglass construction using balsa wood embedded to form double wall construction. The grille shall be a 3-layer weather-resistant design. There shall be four 1/2-13 integral threaded mounting points. The system shall have an amplitude response of 55 Hz to 450 Hz (+/- 4 dB), input capability of 69V RMS, 108 dB sensitivity at 1 meter / 2V, a nominal impedance of 4 ohms. The nominal dispersion shall 90° H x 60° V at 315 Hz. The loudspeaker shall be 49 in. (1245 mm) H x 37 in. (940 mm) W x 43.5 in. (1105 mm) D and weigh 204 lbs. (92.6 kg).

Community strives to improve its products on a continual basis. Specifications are therefore subject to change without notice.